

Series 10-PSE200

Remote Type
Multi-Channel Digital Pressure Sensor Controller

How to Order



Clean series

10 — **PSE20** **0** — **M**

Input/Output specifications

0	NPN 5 outputs + Auto shift input
1	PNP 5 outputs + Auto shift input

Unit specifications

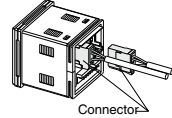
Nil	With unit switching function <small>Note 1)</small>
M	Fixed SI unit <small>Note 2)</small>

Note 1) Under the New Measurement Law, sales of switches with the unit switching function are not allowed for use in Japan.

Note 2) Fixed unit:
For vacuum/low pressure /compound pressure: kPa
For positive pressure: MPa

Option 2

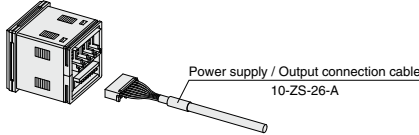
Nil	Without connector
4C	Sensor connectors (4 pcs.)



Option 1

Nil	Without panel mount/protective cover
A	<p>Panel mount adapter</p>
B	<p>Front protective cover + Panel mount adapter</p>

Accessory: Power supply/Output connection cable (2m)
Attached to the controller.

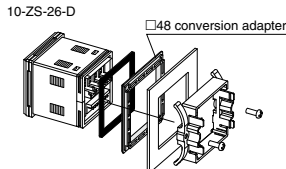


Option

When only optional parts are required, order with the part numbers listed below.

Description	Part no.	Note
Panel mount adapter	10-ZS-26-B	With waterproof seal and mounting screw
Front protective cover + Panel mount adapter	10-ZS-26-C	With waterproof seal and mounting screw

48 conversion adapter
This adapter is used to mount PSE200 on the panel fitting of PSE100.



Order panel mount adapter separately.

Sensor connector	10-ZS-28-C (1 pc. per set)
------------------	----------------------------

Refer to the SMC website for Pressure Switches Precautions (M-E03-3) and Specific Product Precautions (Operation Manual).

Specifications

Model		10-PSE200	10-PSE201
Power supply voltage		12 to 24 VDC, Ripple (p-p) 10% or less (with power supply polarity protection)	
Current consumption		55 mA or less (Current consumption for sensor is not included.)	
Power supply voltage for sensor		[Power supply voltage] -1.5 V	
Power supply current for sensor <small>Note 1)</small>		40 mA maximum (100 mA maximum for the total power supply current when 4 sensors are input)	
Sensor input		1 to 5 VDC (Input impedance: Approx. 800 kΩ)	
Number of inputs	Input protection	4 inputs	
		With excess voltage protection (up to 26.4 V)	
Switch output	Maximum load current	NPN open collector: 5 outputs (Sensor input CH: 2 outputs, CH2 to 4: 1 output)	PNP open collector: 5 outputs (CH: 2 outputs, CH2 to 4: 1 output)
	Maximum applied voltage	30 V	—
	Residual voltage	80 mA	
	Response time	1 V or less (with load current of 80 mA)	
	Short-circuit protection	5 ms or less (With anti-chattering function, Response time selection: 20 ms, 160 ms, 640 ms)	
Repeatability	With short-circuit protection		±0.1% F.S. ±1 digit or less
Hysteresis	Hysteresis mode	Adjustable (can be set from 0)	
	Window comparator mode	Fixed (3 digits)	
Display		For measured value display: 4-digit, 7-segment indicator, Display color: Orange (Sampling interval: 4 times/1s) For channel display: 1-digit, 7-segment indicator, Display color: Red	
Display accuracy (at operating temperature 25°C)		±0.5% F.S. ±1 digit or less	
Indicator light		Red (Lights up when output is ON.)	
Auto shift input		Non-voltage input (reed or solid state), Input 10 ms or more, Independently controllable auto shift function ON/OFF	
Auto identification function		With auto identification function <small>Note 2)</small>	
Environment resistance	Enclosure	Front face: IP65 (with panel mount), Other: IP40 <small>Note 3)</small>	
	Ambient temperature range	Operating: 0 to 50°C, Stored: -10 to 60°C (with no condensation or freezing)	
	Ambient humidity range	Operating/Stored: 35 to 85% RH (with no condensation)	
Temperature characteristics		±0.5% F.S. or less (based on 25°C)	
Connection		Power supply/Output connection: 8 P connector, Sensor connection: e-con	
Material		Case: PBT; Display: Transparent nylon; Back rubber cover: CR	
Weight		Approx. 60 g (Power supply/Output connection cable not included)	
Power supply/Output connection cable		Oilproof heavy-duty vinyl cable, 8 cores, φ4.8, 2 m, Conductor area: 0.15 mm ² , Insulator O.D.: 0.9 mm	
Standards		CE, RoHS	
Cleanliness class (ISO class)		Class 3	

Note 1) If the Vcc and 0 V side of the sensor input connector are short circuited, the inside of the monitor is damaged.

Note 2) Auto identification function comes with "Series PSE53□" pressure sensor only. Other SMC series (PSE540, PSE560) are not equipped with this function.

Note 3) IP40 when using the □48 conversion adapter.

Applicable Pressure Sensor

Applicable sensor				Rated pressure range				Setting/Display resolution
10-PSE53□	10-PSE54□	10-PSE55□	10-PSE56□	-100 kPa	0	100 kPa	1 MPa	
PSE531	PSE541	—	PSE561	-101 kPa		0		0.1 kPa
PSE533	PSE543	—	PSE563	-101 kPa		101 kPa		0.1 kPa
PSE530	PSE540	—	PSE560		0		1 MPa	0.001 MPa
PSE532		—			0	101 kPa		0.1 kPa

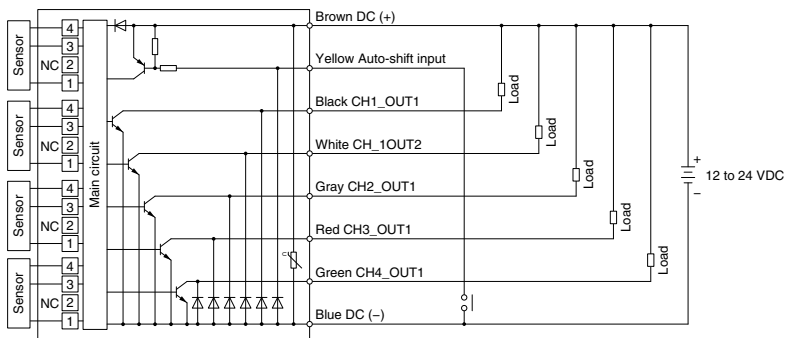
⚠ Caution

This product is blown with air and double packed in a Class M3.5 (ISO Class 5) clean room.

Internal Circuit

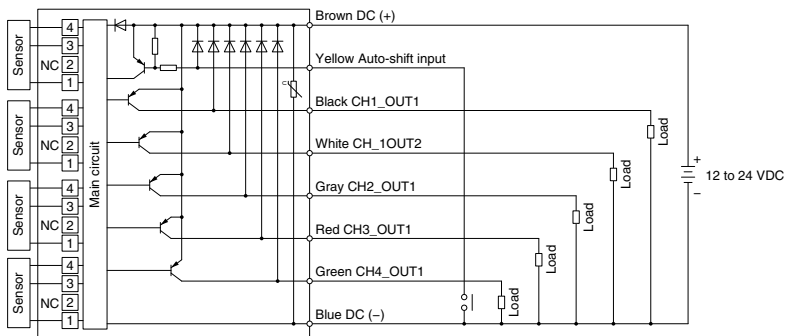
10-PSE200-(M) □

• NPN open collector 5 outputs + Auto shift 1 input specification



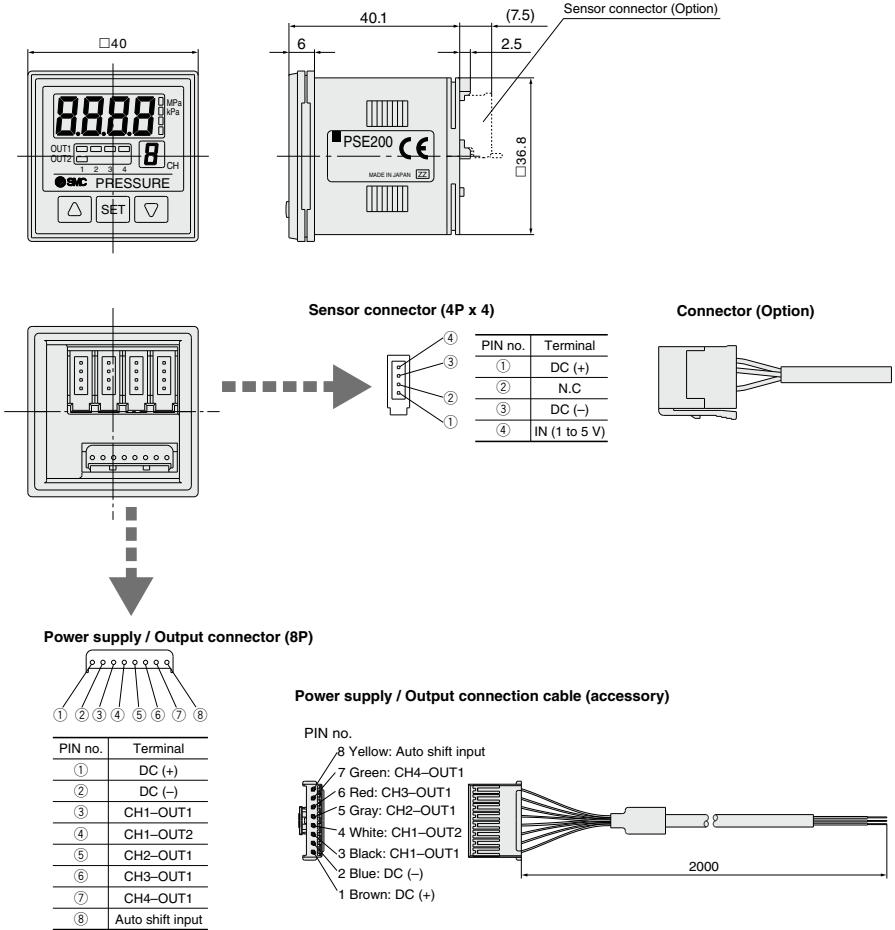
10-PSE201-(M) □

• PNP open collector 5 outputs + Auto shift 1 input specification



Dimensions

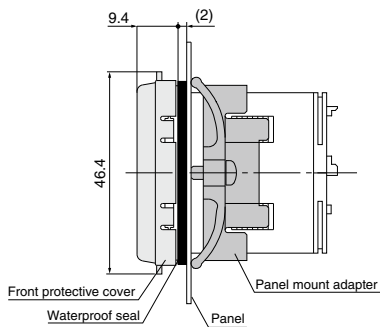
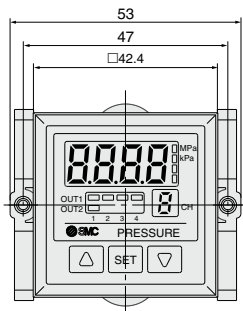
10-PSE200/201



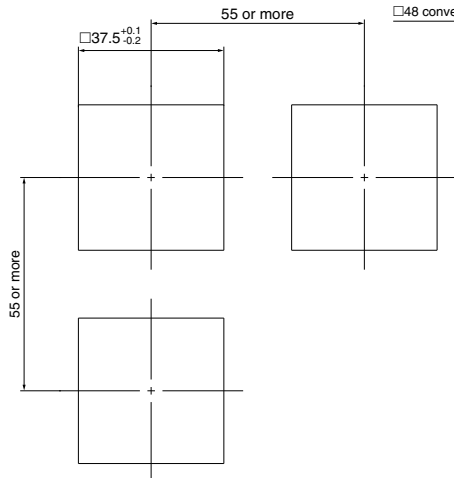
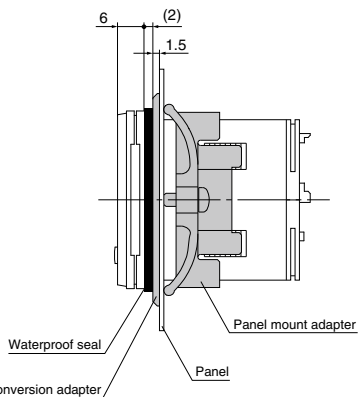
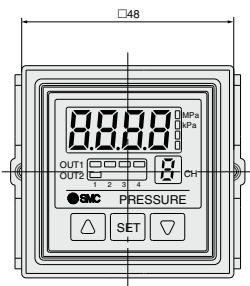
Directional Control Valves
Air Cylinders
Rotary Actuators
Air Grippers
Air Preparation Equipment
Modular F. R.
Pressure Control Equipment
Fittings & Tubing
Flow Control Equipment
Pressure Switches/ Pressure Sensors

Dimensions

Front protective cover + Panel mount



□48 conversion adapter + panel mount



Panel fitting dimension

Applicable panel thickness: 0.5 to 8 mm