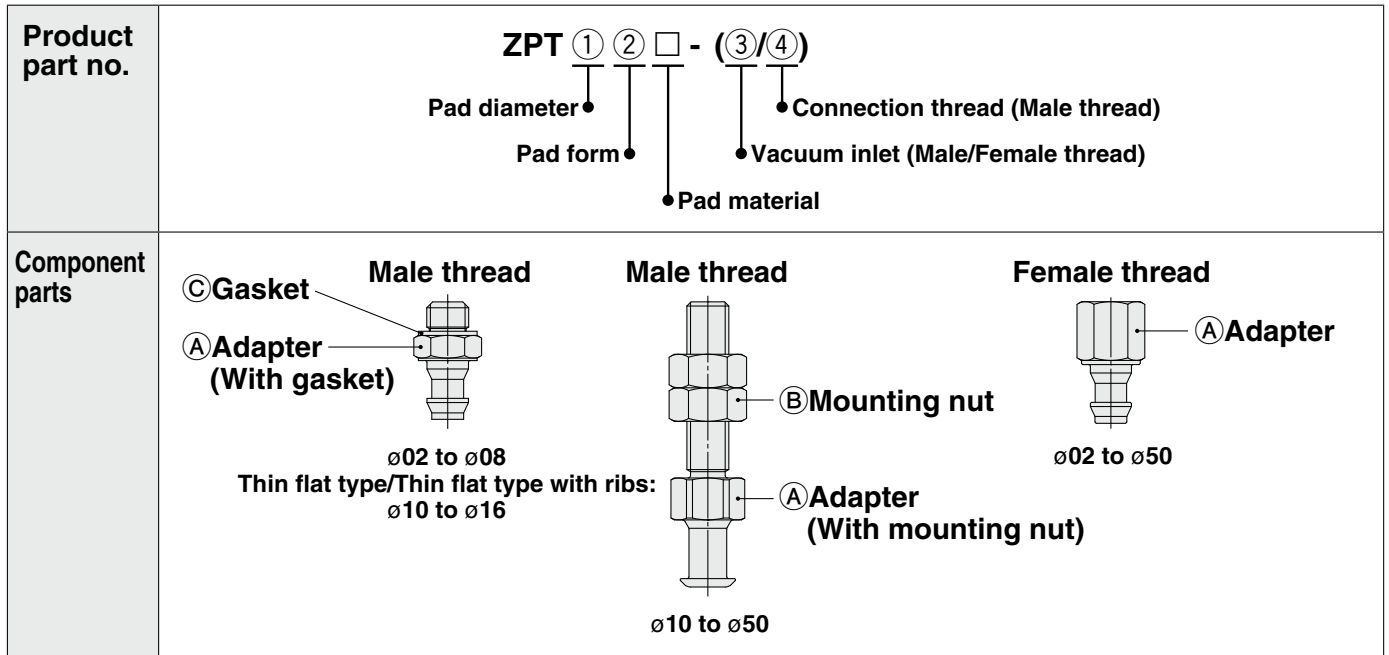


# Basic Pad *ZP Series*

# Mounting Bracket Assembly

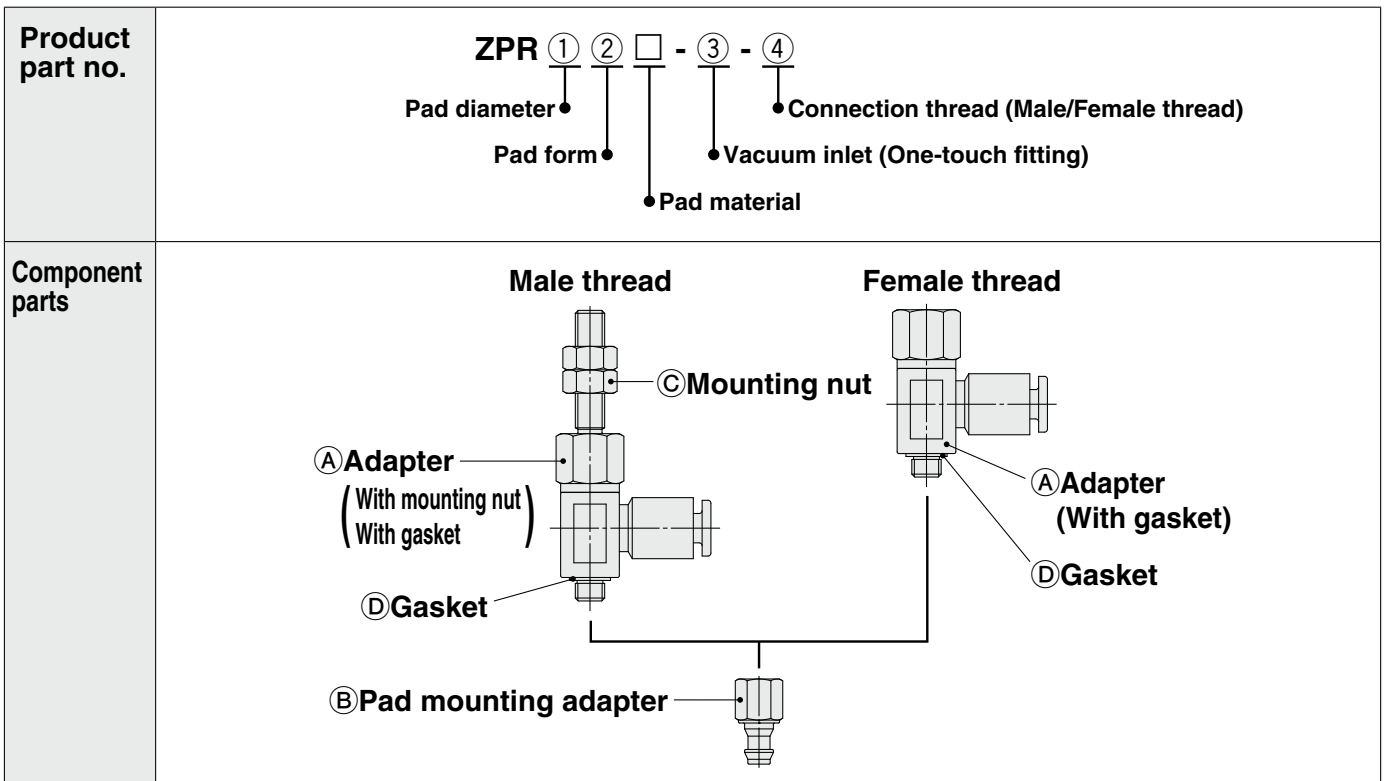
## Adapter Assembly: Vacuum Inlet Direction **Vertical** T Type/ZPT



		Symbol	① Pad diameter symbol														
			02	04	06	08	10	13	16	10	13	16	20	25	32	40	50
② Pad form	Flat type	U	●	●	●	●	—	—	—	●	●	●	●	●	●	●	●
	Flat type with ribs	C	—	—	—	—	—	—	—	●	●	●	●	●	●	●	●
	Bellows type	B	—	—	●	●	—	—	—	●	●	●	●	●	●	●	●
	Thin flat type	UT	—	—	—	—	●	●	●	—	—	—	—	—	—	—	—
	Thin flat type with ribs	CT	—	—	—	—	●	●	●	—	—	—	—	—	—	—	—
	Deep type	D	—	—	—	—	—	—	—	●	—	●	—	●	—	●	—
④ Connection thread	Male thread	M5 x 0.8	A5	—	—	—	—	—	—	●	●	●	—	—	—	—	—
		M6 x 1	A6	—	—	—	—	—	—	●	●	●	●	●	●	●	●
		M8 x 1	A8	—	—	—	—	—	—	—	—	—	●	●	●	●	●
③ Vacuum inlet	Male thread	M5 x 0.8	A5	ZPT1-A5						—							
		M6 x 1	A6	ZPT1-A6						—							
	Female thread	M3 x 0.5	Nil	—						ZPT2-(A5/A6)			ZPT3-A6		ZPT4-A6		
		M5 x 0.8	Nil	—						—			ZPT3-A8		ZPT4-A8		
		M4 x 0.7	B4	ZPT1-B4						—							
		M5 x 0.8	B5	ZPT1-B5						ZPT2-B5		ZPT3-B5		—			
		M6 x 1	B6	—						ZPT2-B6		ZPT3-B6		ZPT4-B6			
		M8 x 1.25	B8	—						—		ZPT3-B8		ZPT4-B8			
		Rc1/8	B01	—						ZPT2-B01		ZPT3-B01		ZPT4-B01			
		NPT1/8	N01	—						ZPT2-N01		ZPT3-N01		ZPT4-N01			
NPTF1/8	T01	—						ZPT2-T01		ZPT3-T01		ZPT4-T01					
⑤ Mounting nut (Single unit)	M5 x 0.8		—						NTJ-015A		—		—				
	M6 x 1		—						SNJ-006C		SNJ-006C		SNJ-006C				
	M8 x 1		—						—		RB08J		RB08J				
⑥ Gasket (Single unit)	For M5 x 0.8	10 pcs.*1	ZP-5G2						—		—		—				
		100 pcs.*1	M-5G2						—		—		—				
	For M6 x 1	10 pcs.*1	ZP-6G2						—		—		—				
		100 pcs.*1	M-6G						—		—		—				

\*1 The gasket (single unit) sales unit is shown.

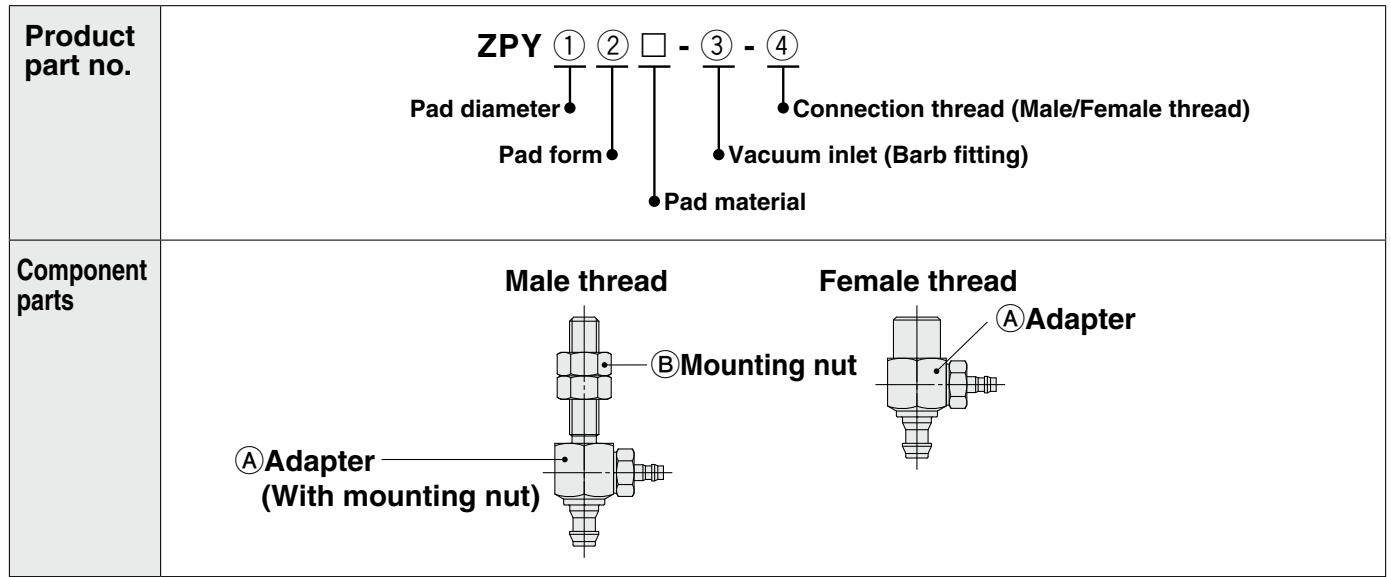
**Adapter Assembly: With One-touch Fitting, Vacuum Inlet Direction** Lateral R Type/ZPR



		Symbol	① Pad diameter symbol																
			02	04	06	08	10	13	16	10	13	16	20	25	32	40	50		
② Pad form	Flat type	U	●	●	●	●	—	—	—	●	●	●	●	●	●	●	●		
	Flat type with ribs	C	—	—	—	—	—	—	—	●	●	●	●	●	●	●	●		
	Bellows type	B	—	—	●	●	—	—	—	●	●	●	●	●	●	●	●		
	Thin flat type	UT	—	—	—	—	●	●	●	—	—	—	—	—	—	—	—		
	Thin flat type with ribs	CT	—	—	—	—	●	●	●	—	—	—	—	—	—	—	—		
	Deep type	D	—	—	—	—	—	—	—	●	—	●	—	●	—	●	—		
③ Vacuum inlet (One-touch fitting)	④ Connection thread	Male thread	M5 x 0.8	A5	ZPRS-04-A5						ZPRS-04-A5			—		—			
			M6 x 1	A6	ZPRS-04-A6						ZPRS-04-A6			ZPRL-04-A6		—			
			M8 x 1	A8	—						—			ZPRL-04-A8		—			
		Female thread	M4 x 0.7	B4	ZPRS-04-B4						—			—		—			
			M5 x 0.8	B5	ZPRS-04-B5						ZPRS-04-B5			ZPRL-04-B5		—			
			M6 x 1	B6	—						ZPRS-04-B6			ZPRL-04-B6		—			
	Male thread	Female thread	Male thread	M5 x 0.8	A5	ZPRS-06-A5						ZPRS-06-A5			—		—		
				M6 x 1	A6	ZPRS-06-A6						ZPRS-06-A6			ZPRL-06-A6		ZPRL-06-A6		
				M8 x 1	A8	—						—			ZPRL-06-A8		ZPRL-06-A8		
		Female thread	Male thread	Female thread	M4 x 0.7	B4	ZPRS-06-B4						—			—		—	
					M5 x 0.8	B5	ZPRS-06-B5						ZPRS-06-B5			ZPRL-06-B5		—	
					M6 x 1	B6	—						ZPRS-06-B6			ZPRL-06-B6		ZPRL-06-B6	
Female thread	Male thread	Female thread	M8 x 1.25	B8	—						—			ZPRL-06-B8		ZPRL-06-B8			
			M6 x 1	A6	—						—			ZPRL-08-A6		ZPRL-08-A6			
			M8 x 1	A8	—						—			ZPRL-08-A8		ZPRL-08-A8			
	Female thread	Male thread	Female thread	M5 x 0.8	B5	—						—			ZPRL-08-B5		—		
				M6 x 1	B6	—						—			ZPRL-08-B6		ZPRL-08-B6		
				M8 x 1.25	B8	—						—			ZPRL-08-B8		ZPRL-08-B8		
③ Pad mounting adapter			ZPT1-B5						ZPT2-B5			ZPT3-B8		ZPT4-B8					
④ Mounting nut (Single unit)	M5 x 0.8		NTJ-015A						NTJ-015A			—		—					
	M6 x 1		SNJ-006C						SNJ-006C			SNJ-006C		SNJ-006C					
	M8 x 1		—						—			RB08J		RB08J					
④ Gasket (Single unit)	10 pcs.*1		ZP-5G2						ZP-5G2			ZP-8G2		ZP-8G2					
	100 pcs.*1		M-5G2						M-5G2			—		—					

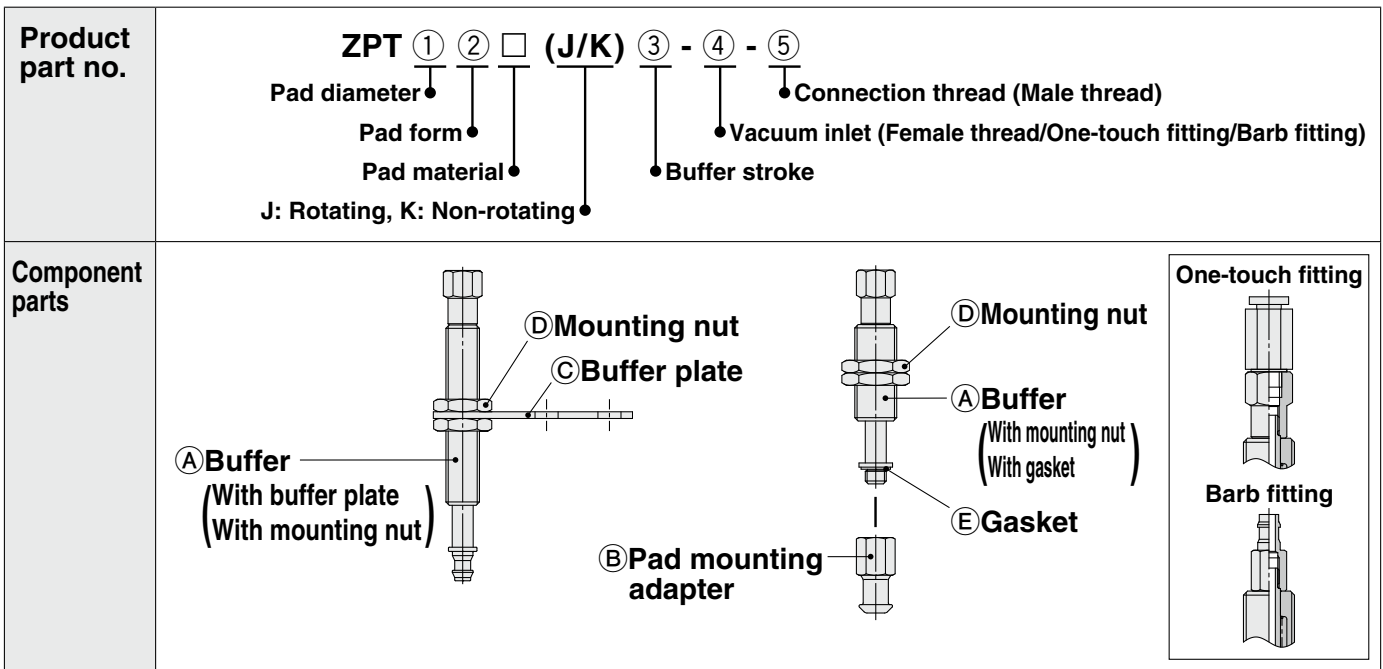
\*1 The gasket (single unit) sales unit is shown.

**Adapter Assembly: With Barb Fitting, Vacuum Inlet Direction** Lateral Y Type/ZPY



		Symbol	① Pad diameter symbol														
			02	04	06	08	10	13	16	10	13	16	20	25	32	40	50
<b>② Pad form</b>	Flat type	<b>U</b>	●	●	●	●	—	—	—	●	●	●	●	●	●	●	●
	Flat type with ribs	<b>C</b>	—	—	—	—	—	—	—	●	●	●	●	●	●	●	●
	Bellows type	<b>B</b>	—	—	●	●	—	—	—	●	●	●	●	●	●	●	●
	Thin flat type	<b>UT</b>	—	—	—	—	●	●	●	—	—	—	—	—	—	—	—
	Thin flat type with ribs	<b>CT</b>	—	—	—	—	●	●	●	—	—	—	—	—	—	—	—
	Deep type	<b>D</b>	—	—	—	—	—	—	—	●	—	●	—	●	—	●	—
<b>④ Adapter</b>	<b>③ Vacuum inlet (Barb fitting)</b>	For nylon tubing	ø4 <b>N4</b>	Male thread	M5 x 0.8	<b>A5</b>	ZPY1-N4-A5				ZPY2-N4-A5			—		—	
					M6 x 1	<b>A6</b>	ZPY1-N4-A6				ZPY2-N4-A6			ZPY3-N4-A6		—	
					M8 x 1	<b>A8</b>	—				—			ZPY3-N4-A8		—	
			Female thread	M4 x 0.7	<b>B4</b>	ZPY1-N4-B4				—			—		—		
				M5 x 0.8	<b>B5</b>	ZPY1-N4-B5				ZPY2-N4-B5			ZPY3-N4-B5		—		
				M6 x 1	<b>B6</b>	—				ZPY2-N4-B6			ZPY3-N4-B6		—		
		ø6 <b>N6</b>	Male thread	M5 x 0.8	<b>A5</b>	ZPY1-N6-A5				ZPY2-N6-A5			—		—		
				M6 x 1	<b>A6</b>	ZPY1-N6-A6				ZPY2-N6-A6			ZPY3-N6-A6		ZPY4-N6-A6		
				M8 x 1	<b>A8</b>	—				—			ZPY3-N6-A8		ZPY4-N6-A8		
			Female thread	M4 x 0.7	<b>B4</b>	ZPY1-N6-B4				—			—		—		
				M5 x 0.8	<b>B5</b>	ZPY1-N6-B5				ZPY2-N6-B5			ZPY3-N6-B5		—		
				M6 x 1	<b>B6</b>	—				ZPY2-N6-B6			ZPY3-N6-B6		ZPY4-N6-B6		
	ø4 <b>U4</b>	Male thread	M5 x 0.8	<b>A5</b>	ZPY1-U4-A5				ZPY2-U4-A5			—		—			
			M6 x 1	<b>A6</b>	ZPY1-U4-A6				ZPY2-U4-A6			ZPY3-U4-A6		—			
			M8 x 1	<b>A8</b>	—				—			ZPY3-U4-A8		—			
		Female thread	M4 x 0.7	<b>B4</b>	ZPY1-U4-B4				—			—		—			
			M5 x 0.8	<b>B5</b>	ZPY1-U4-B5				ZPY2-U4-B5			ZPY3-U4-B5		—			
			M6 x 1	<b>B6</b>	—				ZPY2-U4-B6			ZPY3-U4-B6		—			
	ø6 <b>U6</b>	Male thread	M5 x 0.8	<b>A5</b>	ZPY1-U6-A5				ZPY2-U6-A5			—		—			
			M6 x 1	<b>A6</b>	ZPY1-U6-A6				ZPY2-U6-A6			ZPY3-U6-A6		ZPY4-U6-A6			
			M8 x 1	<b>A8</b>	—				—			ZPY3-U6-A8		ZPY4-U6-A8			
		Female thread	M4 x 0.7	<b>B4</b>	ZPY1-U6-B4				—			—		—			
			M5 x 0.8	<b>B5</b>	ZPY1-U6-B5				ZPY2-U6-B5			ZPY3-U6-B5		—			
			M6 x 1	<b>B6</b>	—				ZPY2-U6-B6			ZPY3-U6-B6		ZPY4-U6-B6			
M8 x 1.25	<b>B8</b>	—				—			ZPY3-U6-B8		ZPY4-U6-B8						
		—				—			ZPY3-U6-B8		ZPY4-U6-B8						
		—				—			ZPY3-U6-B8		ZPY4-U6-B8						
<b>B Mounting nut (Single unit)</b>	M5 x 0.8		NTJ-015A				—			—		—					
	M6 x 1		SNJ-006C				SNJ-006C			SNJ-006C		SNJ-006C					
	M8 x 1		—				—			RB08J		RB08J					

**Buffer Assembly: Vacuum Inlet Direction Vertical T Type/ZPT**



		Symbol	① Pad diameter symbol															
			02	04	06	08	10	13	16	10	13	16	20	25	32	40	50	
② Pad form	Flat type	U	●	●	●	●	—	—	—	●	●	●	●	●	●	●	●	
	Flat type with ribs	C	—	—	—	—	—	—	—	●	●	●	●	●	●	●	●	
	Bellows type	B	—	—	●	●	—	—	—	●	●	●	●	●	●	●	●	
	Thin flat type	UT	—	—	—	—	●	●	●	—	—	—	—	—	—	—	—	
	Thin flat type with ribs	CT	—	—	—	—	●	●	●	—	—	—	—	—	—	—	—	
③ Buffer stroke	Stroke	D	—	—	—	—	—	—	—	●	●	●	—	—	—	—	—	
		6	●	●	●	●	●	●	●	—	—	—	—	—	—	—	—	
		10	●	●	●	●	●	●	●	●	●	●	●	●	●	●	●	●
		15	●	●	●	●	●	●	●	●	—	—	—	—	—	—	—	—
		20	—	—	—	—	—	—	—	—	●	●	●	●	●	●	●	●
		25	●	●	●	●	●	●	●	●	—	—	—	—	—	—	—	—
		30	—	—	—	—	—	—	—	—	●	●	●	●	●	●	●	●
⑤ Connection thread	Male thread	M8 x 1	A8	—	—	—	—	—	—	—	—	—	—	—	—	—	—	
		M10 x 1	A10	—	—	—	—	—	—	—	●	●	●	●	●	●	●	●
		M14 x 1	A14	—	—	—	—	—	—	—	—	—	—	—	—	—	●	●
④ Vacuum inlet	Female thread	M3 x 0.5	B3	—	—	—	—	—	—	—	—	—	—	—	—	—	—	
		M5 x 0.8	B5	—	—	—	—	—	—	—	—	—	—	—	—	—	—	—
		Rc1/8	B01	—	—	—	—	—	—	—	—	—	—	—	—	—	—	—
		NPT1/8	N01	—	—	—	—	—	—	—	—	—	—	—	—	—	—	—
		NPTF1/8	T01	—	—	—	—	—	—	—	—	—	—	—	—	—	—	—
	One-touch fitting	ø4	04	—	—	—	—	—	—	—	—	—	—	—	—	—	—	—
		ø6	06	—	—	—	—	—	—	—	—	—	—	—	—	—	—	—
		ø8	08	—	—	—	—	—	—	—	—	—	—	—	—	—	—	—
		For ø4 nylon tubing	N4	—	—	—	—	—	—	—	—	—	—	—	—	—	—	—
		For ø6 nylon tubing	N6	—	—	—	—	—	—	—	—	—	—	—	—	—	—	—
Barb fitting	For ø4 soft tubing	U4	—	—	—	—	—	—	—	—	—	—	—	—	—	—	—	
	For ø6 soft tubing	U6	—	—	—	—	—	—	—	—	—	—	—	—	—	—	—	—
			—	—	—	—	—	—	—	—	—	—	—	—	—	—	—	—
⑥ Pad mounting adapter			—	—	—	—	—	—	—	—	—	—	—	—	—	—	—	
⑦ Buffer plate (Single unit)			—	—	—	—	—	—	—	—	—	—	—	—	—	—	—	
⑧ Mounting nut (Single unit)			—	—	—	—	—	—	—	—	—	—	—	—	—	—	—	
⑨ Gasket (Single unit)	10 pcs.*1		—	—	—	—	—	—	—	—	—	—	—	—	—	—	—	
	100 pcs.*1		—	—	—	—	—	—	—	—	—	—	—	—	—	—	—	

\*1 The gasket (single unit) sales unit is shown.

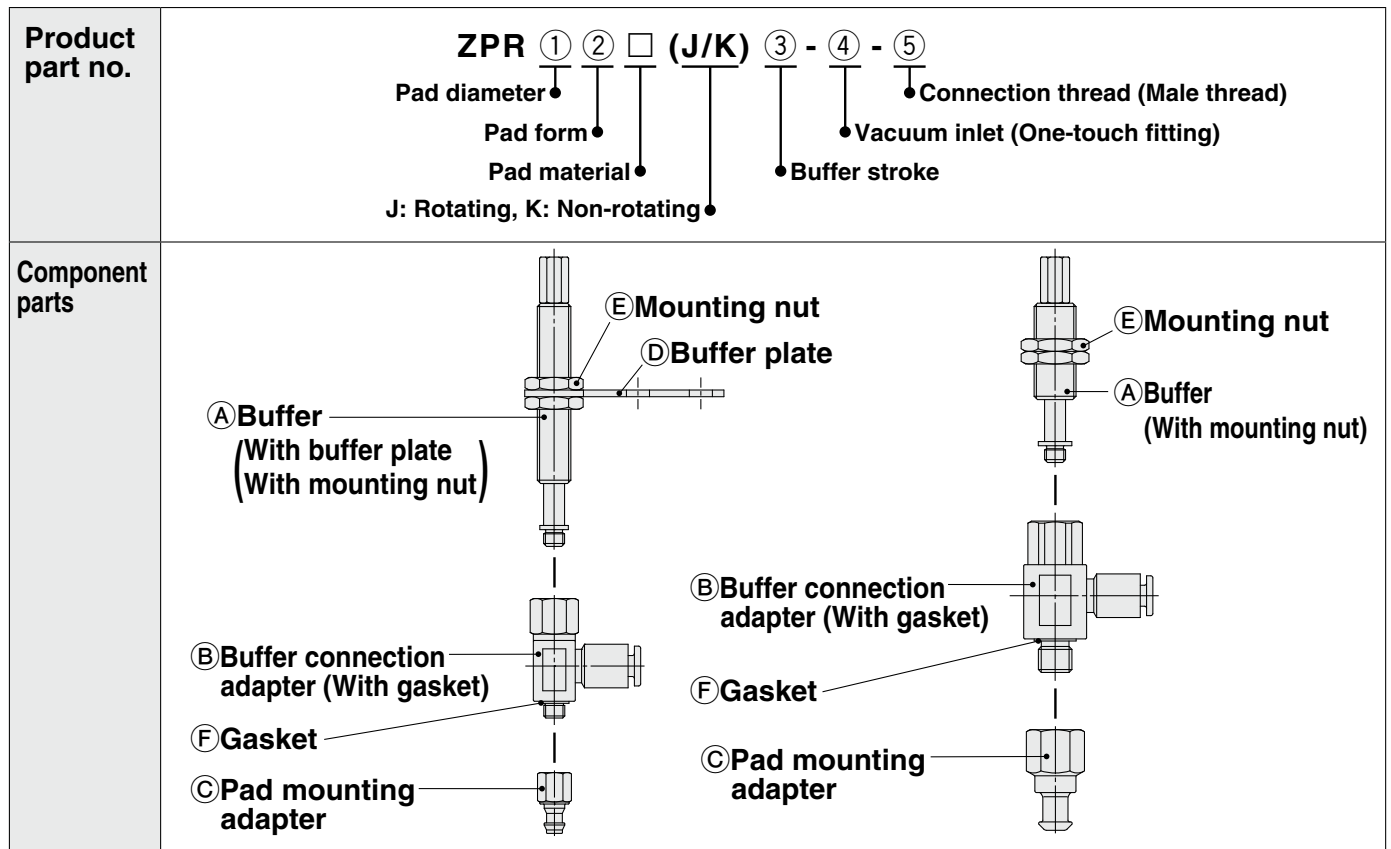
**[Buffer assembly part number example]**

Product part no. **ZPT08UN J 10 - 04 - A8**

Buffer assembly **ZPB1 J 10 - 04**

③ Buffer stroke

**Buffer Assembly: With One-touch Fitting, Vacuum Inlet Direction** Lateral R Type/ZPR



		Symbol	① Pad diameter symbol																	
			02	04	06	08	10	13	16	10	13	16	20	25	32	40	50			
② Pad form	Flat type	U	●	●	●	●	—	—	—	●	●	●	●	●	●	●	●			
	Flat type with ribs	C	—	—	—	—	—	—	—	●	●	●	●	●	●	●	●			
	Bellows type	B	—	—	●	●	—	—	—	●	●	●	●	●	●	●	●			
	Thin flat type	UT	—	—	—	—	●	●	●	—	—	—	—	—	—	—	—			
	Thin flat type with ribs	CT	—	—	—	—	●	●	●	—	—	—	—	—	—	—	—			
	Deep type	D	—	—	—	—	—	—	—	●	—	●	—	●	—	●	—			
③ Buffer stroke	Stroke	6	●	●	●	●	●	●	—	—	—	—	—	—	—	—	—			
		10	●	●	●	●	●	●	●	●	●	●	●	●	●	●	●			
		15	●	●	●	●	●	●	●	—	—	—	—	—	—	—	—			
		20	—	—	—	—	—	—	—	●	●	●	●	●	●	●	●			
		25	●	●	●	●	●	●	●	—	—	—	—	—	—	—	—			
		30	—	—	—	—	—	—	—	●	●	●	●	●	●	●	●	●		
		40	—	—	—	—	—	—	—	●	●	●	●	●	●	●	—	—		
		50	—	—	—	—	—	—	—	—	—	—	—	—	—	—	—	—		
⑤ Connection thread	Male thread	M8 x 1	A8	●				—				—								
		M10 x 1	A10	—				●				●								
		M14 x 1	A14	—				—				●								
④ Buffer			ZPB1(J/K)③				ZPB2(J/K)③				ZPB2(J/K)③				ZPB3(J/K)③					
⑥ Buffer connection adapter	④ Vacuum inlet	One-touch fitting	ø4	04	ZPRS-04-B5				ZPRS-04-B5				ZPRL-04-B5				—			
			ø6	06	ZPRS-06-B5				ZPRS-06-B5				ZPRL-06-B5				ZPRL-06-B8			
			ø8	08	—				—				ZPRL-08-B5				ZPRL-08-B8			
⑦ Pad mounting adapter			ZPT1-B5				ZPT2-B5				ZPT3-B8				ZPT4-B8					
⑧ Buffer plate (Single unit)			ZPB1				—				—				—					
⑨ Mounting nut (Single unit)			RB08J				ZPNA-M10				ZPNA-M10				ZPNA-M14					
⑩ Gasket (Single unit)			10 pcs.*1		ZP-5G2				ZP-5G2				ZP-8G2				ZP-8G2			
			100 pcs.*1		M-5G2				M-5G2				—				—			

\*1 The gasket (single unit) sales unit is shown.

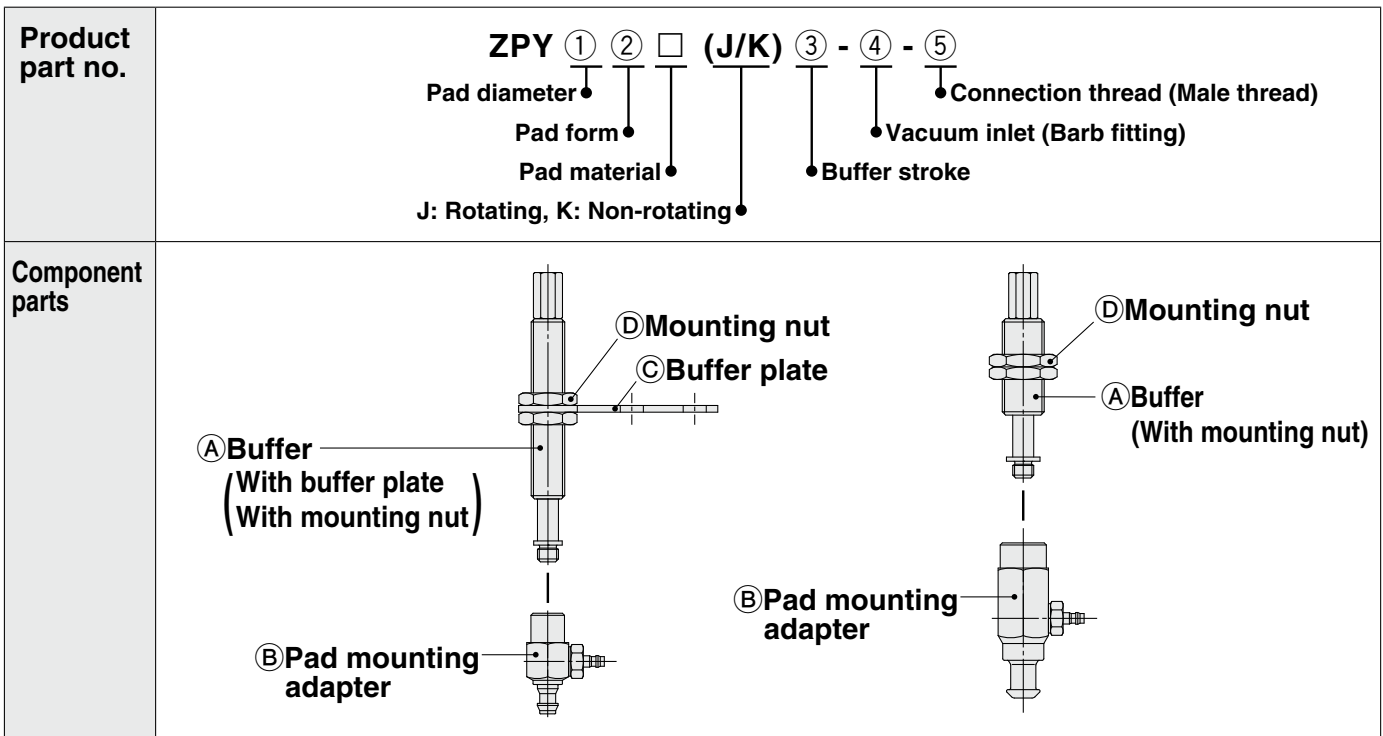
**[Buffer assembly part number example]**

Product part no. ZPR10BN K 20 - 04 - A10

Buffer assembly ZPB2 K 20

③ Buffer stroke

**Buffer Assembly: With Barb Fitting, Vacuum Inlet Direction** Lateral Y Type/ZPY



		Symbol	① Pad diameter symbol															
			02	04	06	08	10	13	16	10	13	16	20	25	32	40	50	
② Pad form	Flat type	U	●	●	●	●	—	—	—	●	●	●	●	●	●	●	●	
	Flat type with ribs	C	—	—	—	—	—	—	—	●	●	●	●	●	●	●	●	
	Bellows type	B	—	—	●	●	—	—	—	●	●	●	●	●	●	●	●	
	Thin flat type	UT	—	—	—	—	●	●	●	—	—	—	—	—	—	—	—	
	Thin flat type with ribs	CT	—	—	—	—	●	●	●	—	—	—	—	—	—	—	—	
	Deep type	D	—	—	—	—	—	—	—	●	—	●	—	●	—	●	—	
③ Buffer stroke	Stroke	6	●	●	●	●	●	●	—	—	—	—	—	—	—	—	—	
		10	●	●	●	●	●	●	●	—	—	—	—	—	—	—	—	
		15	●	●	●	●	●	●	●	—	—	—	—	—	—	—	—	
		20	—	—	—	—	—	—	—	●	●	●	●	●	●	●	●	
		25	●	●	●	●	●	●	●	—	—	—	—	—	—	—	—	
		30	—	—	—	—	—	—	—	●	●	●	●	●	●	●	●	
		40	—	—	—	—	—	—	—	●	●	●	●	●	●	●	—	
		50	—	—	—	—	—	—	—	●	●	●	●	●	●	●	●	
⑤ Connection thread	Male thread	M8 x 1	A8	●						—						—		
		M10 x 1	A10	—						●						—		
		M14 x 1	A14	—						—						●		
④ Buffer			ZPB1(J/K)③						ZPB2(J/K)③			ZPB2(J/K)③			ZPB3(J/K)③			
⑥ Pad mounting adapter	④ Vacuum inlet Barb fitting	For ø4 nylon tubing	N4	ZPY1-N4-B5						ZPY2-N4-B5			ZPY3-N4-B5			—		
		For ø6 nylon tubing	N6	ZPY1-N6-B5						ZPY2-N6-B5			ZPY3-N6-B5			ZPY4-N6-B8		
		For ø4 soft tubing	U4	ZPY1-U4-B5						ZPY2-U4-B5			ZPY3-U4-B5			—		
		For ø6 soft tubing	U6	ZPY1-U6-B5						ZPY2-U6-B5			ZPY3-U6-B5			ZPY4-U6-B8		
⑦ Buffer plate (Single unit)			ZPB1						—						—			
⑧ Mounting nut (Single unit)			RB08J						ZPNA-M10			ZPNA-M10			ZPNA-M14			

[Buffer assembly part number example]

Product part no. ZPY50CN J 50 - N6 - A14  
 Buffer assembly ZPB3 J 50  
 ③ Buffer stroke

# Ball Joint Type Basic Pad **ZP Series** Mounting Bracket Assembly

## Adapter Assembly: Vacuum Inlet Direction **Vertical** T Type/ZPT□F

<b>Product part no.</b>	<p>ZPT ① F □ - ② - ③</p> <p>Pad diameter ●      Pad material ●      Vacuum inlet (Female thread) ●      Connection thread (Male thread) ●</p>
<b>Component parts</b>	<p>① Adapter (With mounting nut)      ② Mounting nut</p>

		Symbol		Symbol	① Pad diameter symbol						
					10	13	16	20	25	32	40
① Adapter	② Vacuum inlet Female thread	M5 x 0.8	③ Connection thread Male thread	M8 x 1	<b>A8</b>	ZPTF1-B5-A8			—		
				M10 x 1	<b>A10</b>	—			ZPTF2-B5-A10		
				M14 x 1	<b>A14</b>	—			ZPTF3-B5-A14		
② Mounting nut (Single unit)				M8 x 1		RB08J			—		
				M10 x 1		—			ZPNA-M10		
				M14 x 1		—			ZPNA-M14		

## Adapter Assembly: Vacuum Inlet Direction **Vertical** T Type/ZPT□F

<b>Product part no.</b>	<p>ZPT ① F □ - ②</p> <p>Pad diameter ●      Pad material ●      Vacuum inlet (Female thread) ●</p>
<b>Component parts</b>	<p>① Adapter</p>

		Symbol	① Pad diameter symbol								
			10	13	16	20	25	32	40	50	
① Adapter	② Vacuum inlet Female thread	M5 x 0.8	<b>B5</b>	ZPTF1-B5			ZPTF2-B5			—	
		M8 x 1.25	<b>B8</b>	—			ZPTF2-B8			ZPTF3-B8	
		Rc1/8	<b>B01</b>	—			ZPTF2-B01			ZPTF3-B01	
		NPT1/8	<b>N01</b>	—			ZPTF2-N01			ZPTF3-N01	
		NPTF1/8	<b>T01</b>	—			ZPTF2-T01			ZPTF3-T01	

■ Adapter Assembly: With One-touch Fitting, Vacuum Inlet Direction **Lateral** R Type/ZPR□F

<b>Product part no.</b>	<p style="text-align: center;">ZPR ① F □ - ② - ③</p> <p style="text-align: center;">             Pad diameter ●      Pad material ●      Vacuum inlet (One-touch fitting) ●      Connection thread (Female thread) ●         </p>
<b>Component parts</b>	<p>Ⓐ Adapter</p>

	Symbol	Symbol	① Pad diameter symbol									
			10	13	16	20	25	32	40	50		
Ⓐ Adapter	② Vacuum inlet One-touch fitting	Female thread	ø4	<b>04</b>	M5 x 0.8	<b>B5</b>	ZPRF1-04-B5		—		—	
			ø6	<b>06</b>	M5 x 0.8	<b>B5</b>	ZPRF1-06-B5		ZPRF2-06-B5		ZPRF3-06-B5	
	ø8	<b>08</b>	Female thread	M8 x 1.25	<b>B8</b>	—		ZPRF2-06-B8		ZPRF3-06-B8		
				M5 x 0.8	<b>B5</b>	—		ZPRF2-08-B5		ZPRF3-08-B5		
				M8 x 1.25	<b>B8</b>	—		ZPRF2-08-B8		ZPRF3-08-B8		
						—		ZPRF2-08-B8		ZPRF3-08-B8		

Model Selection

ZP Basic

Flat Type

Flat Type with Ribs

Flat, Ball Joint Type

BelloWS Type

Thin Flat Type

Thin Flat Type with Ribs

Deep Type

Construction

Mounting Bracket Assembly

Precautions



**Buffer Assembly: Vacuum Inlet Direction Vertical T Type/ZPT□F**

<b>Product part no.</b>	<p>ZPT ① F □ (J/K) ② - ③ - ④</p> <p>● Pad diameter</p> <p>● Pad material</p> <p>● Connection thread (Male thread)</p> <p>● Vacuum inlet (Female thread/One-touch fitting)</p> <p>J: Rotating, K: Non-rotating ● Buffer stroke</p>
<b>Component parts</b>	<p>① Buffer (With mounting nut / With gasket)</p> <p>② Mounting nut</p> <p>③ Gasket</p> <p>④ Pad mounting adapter</p> <p>One-touch fitting</p>

		Symbol	① Pad diameter symbol							
			10	13	16	20	25	32	40	50
② Buffer stroke	Stroke	10	●	●	●	●	●	●	●	●
		20	●	●	●	●	●	●	●	●
		30	●	●	●	●	●	●	●	●
		40	●	●	●	—	—	—	—	—
		50	●	●	●	●	●	●	●	●
④ Connection thread	Male thread	M10 x 1	A10			—		—		
		M14 x 1	A14			●		●		
③ Buffer	Female thread	M5 x 0.8	B5			—		—		
		Rc1/8	—			ZPB3(J/K)②-B01		ZPB3(J/K)②-B01		
		NPT1/8	—			ZPB3(J/K)②-N01		ZPB3(J/K)②-N01		
		NPTF1/8	—			ZPB3(J/K)②-T01		ZPB3(J/K)②-T01		
	One-touch fitting	ø4	04			ZPB2(J/K)③-04		—		—
		ø6	06			ZPB2(J/K)③-06		ZPB3(J/K)②-06		ZPB3(J/K)②-06
		ø8	08			—		ZPB3(J/K)②-08		
⑤ Pad mounting adapter			ZPTF1-B5			ZPTF2-B8		ZPTF3-B8		
⑥ Mounting nut (Single unit)	M10 x 1	ZPNA-M10			—		—			
	M14 x 1	—			ZPNA-M14		ZPNA-M14			
⑦ Gasket (Single unit)	10 pcs.*1	ZP-5G2			ZP-8G2		ZP-8G2			
	100 pcs.*1	M-5G2			—		—			

\*1 The gasket (single unit) sales unit is shown.

**[Buffer assembly part number example]**

Product part no. ZPT20FN J 10 - 06 - A14

Buffer assembly ZPB3 J 10

② Buffer stroke

**Buffer Assembly: With One-touch Fitting, Vacuum Inlet Direction** Lateral R Type/ZPR□F

<b>Product part no.</b>	<p>ZPR ① F □ (J/K) ② - ③ - ④</p> <p>● Pad diameter</p> <p>● Pad material</p> <p>J: Rotating, K: Non-rotating</p> <p>● Connection thread (Male thread)</p> <p>● Vacuum inlet (One-touch fitting)</p> <p>● Buffer stroke</p>
<b>Component parts</b>	<p>③ Mounting nut</p> <p>① Buffer (With mounting nut)</p> <p>② Pad mounting adapter</p>

		Symbol	① Pad diameter symbol							
			10	13	16	20	25	32	40	50
② Buffer stroke	Stroke	10	●	●	●	●	●	●	●	●
		20	●	●	●	●	●	●	●	●
		30	●	●	●	●	●	●	●	●
		40	●	●	●	—	—	—	—	—
		50	●	●	●	●	●	●	●	●
④ Connection thread	Male thread	M10 x 1	A10			—		—		
		M14 x 1	A14			●		●		
① Buffer			ZPB2(J/K)②			ZPB3(J/K)②		ZPB3(J/K)②		
② Pad mounting adapter	③ Vacuum inlet One-touch fitting	ø4	04		ZPRF1-04-B5		—		—	
		ø6	06		ZPRF1-06-B5		ZPRF2-06-B5		ZPRF3-06-B5	
		ø8	08		—		ZPRF2-08-B5		ZPRF3-08-B5	
③ Mounting nut (Single unit)		M10 x 1	ZPNA-M10			—		—		
		M14 x 1	—			ZPNA-M14		ZPNA-M14		

**[Buffer assembly part number example]**

Product part no. ZPR10FN K 30 - 06 - A10

Buffer assembly ZPB2 K 30

② Buffer stroke