

Exhaust Cleaner for Vacuum Pump

AMV Series

RoHS

Captures 99.5% of greasy fumes exhausted from the vacuum pump.

Creates a comfortable working environment without greasy fumes.

- Captures and separates 99.5% of even low-flow and highly concentrated greasy fumes.

Using the AMV series, greasy fumes cannot be visibly recognized in the exhaust from the vacuum pump. (When greasy fumes are 1,000 mg/m³ at the IN side, it will be 5 mg/m³ or less at the OUT side.)

- Exhaust ducts from a vacuum pump is not necessary.



How to Order

AMV 15 - 20

Exhaust cleaner for vacuum pump

Port size

10	R1
14	R1 1/2
20	R2
30	80 (3B) JIS 10K FF flange
40	100 (4B) JIS 10K FF flange

Size (Applicable vacuum pump)

Symbol	Max. exhaust speed (L/min)
3	360
6	650
15	1,500
37	3,700
75	7,500
160	16,000

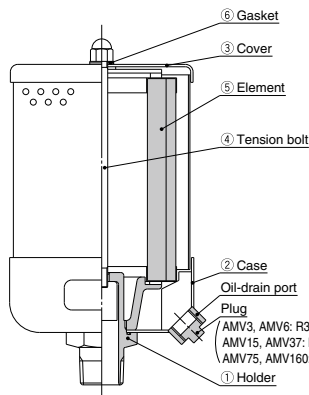
Specifications

Oil mist removal	99.5% or more
Filtration	0.3 μm (Trapping efficiency: 95%)
Maximum operating temperature	80°C

Model

Model	Connection R	Max. air flow (L/min) [ANR]	Applicable vacuum pump Max. exhaust speed (L/min)	Oil accumulation amount (L)	Weight (kg)
AMV3-10	1	360	360	0.3	1.6
AMV6-14	1 1/2	650	650	0.5	3.0
AMV15-20	2	1,500	1,500	1.0	5.9
AMV37-20	2	3,700	3,700	1.0	10
AMV75-30	80 (3B) JIS 10K FF flange	7,500	7,500	10	43
AMV160-40	100 (4B) JIS 10K FF flange	16,000	16,000	10	59

Construction



Oil mist contained in the exhaust air is captured when it is dispersed on the element surface or inside due to inertial collision or Brownian motion.

Captured oil mist is aggregated and becomes droplets, and they are carried onto the element surface. The droplets are then separated after being pulled into the case by gravity.

Component Parts

No	Description	Material
1	Holder	Aluminum alloy
2	Case	Carbon steel
3	Cover	Carbon steel
4	Tension bolt	Carbon steel

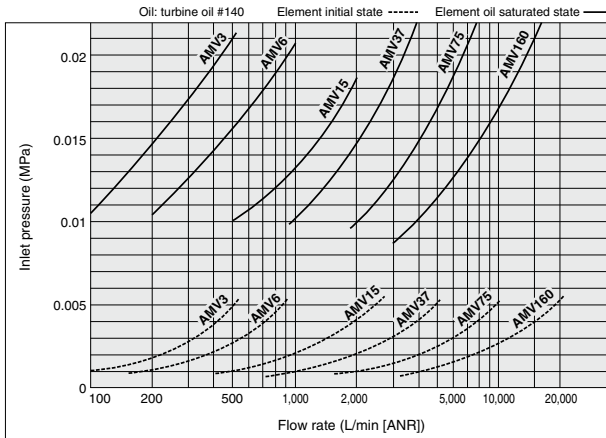
Replacement Parts

No	Description	Material	Part no.			
			AMV3	AMV6	AMV15 AMV75 *1	AMV37 AMV160 *2
5	Element	—	AMV-EL3	AMV-EL6	AMV-EL15	AMV-EL37
6	Gasket	Fiber	AMV-SA002		AMV-SA003	

*1 Order 4 pcs. of the AMV-EL15 for the model AMV75. When gaskets are required, order 4 pcs. of the AMV-SA003.

*2 Order 4 pcs. of the AMV-EL37 for the model AMV160. When gaskets are required, order 4 pcs. of the AMV-SA003.

Flow Rate Characteristics



Caution on Handling

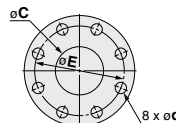
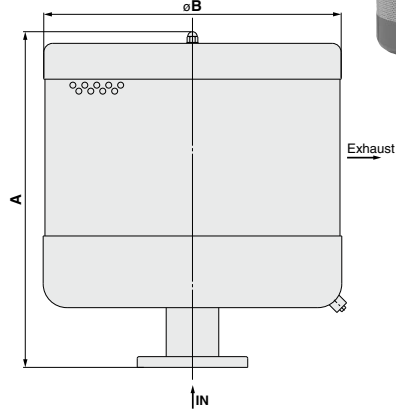
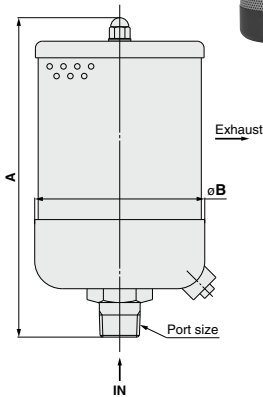
⚠ Caution

1. Install with the port down in a vertical position.
2. Tighten the product at the hexagonal part of the port.
3. Operate at a flow rate and ambient temperature that is within the specifications.
4. Exhaust the collected oil before letting it reach the element.
5. Replace the element once a year or when the pressure drop reaches 0.07 MPa.

Dimensions

AMV3, 6, 15, 37

AMV 75, 160



Flange part

Model	Port size	A	øB	øC	ød	øE
AMV3-10	R1	231	123	—	—	—
AMV6-14	R1 1/2	305	153	—	—	—
AMV15-20	R2	410	210	—	—	—
AMV37-20	R2	710	210	—	—	—
AMV75-30	80 (3B) JIS 10K FF flange	562	500	80.7	19	150
AMV160-40	100 (4B) JIS 10K FF flange	860	500	105.3	19	175

AN
AMC
AMV
AMP
SFE